

Director's report to the External Advisory Board Meeting 8 August 2014

Martin Wittenberg
Director, DataFirst

1. Overview

This meeting of the Advisory Board takes place against a backdrop of a number of initiatives that will reshape the environment for social science research in the next few years. Within South Africa the move towards the establishment of a **National Integrated Cyberinfrastructure System** (NICIS) by the Department of Science and Technology (DST) raises the question as to what infrastructure is required for conducting cutting-edge social science research. More broadly within the African continent the **Accelerated Data Program** (ADP) of the OECD is geared towards making microdata more accessible to researchers and policy-makers. DataFirst is engaging with these processes in different ways. Before looking at the details of DataFirst's activities it is useful to consider some of the core contributions that make DataFirst unique:

1.1. Making data discoverable

DataFirst's data portal is not merely a **data dissemination** vehicle. The care taken over the construction of metadata and the provision of associated information ensure that the data can be discovered by researchers. The new data citation service linked to the portal will hopefully close the loop back from academic analyses to the data on which they are based.

1.2. Locating new data sources and making them available for analysis

Considerable energy goes into trying to identify new data sources (e.g. admin data) and to find innovative ways of making them accessible, without breaking confidentiality.

1.3. Improving the quality of the data

By engaging both the data producers and the end users, as well as by our own in-house research, we attempt to ensure that the data that we disseminate is as reliable as it can be. Data quality notes are attached to the datasets and modifications made to the data are tracked by "versioning" the data.

1.4. Improving the skill of data users

The major increase in the supply of data has fuelled also an increase in demand for skilled analysts. At present these skills are in fairly short supply. DataFirst (frequently in conjunction with SALDRU) has developed a sequence of courses designed to plug some of these gaps.

1.5. Producing substantive analyses

The research team within DataFirst is also conducting research on some of the big policy questions facing South Africa.

In this report we reflect on progress in the key areas of data dissemination, training and research.

2. Data Services

2.1. Online Data Services

2.1.1. Data Portal Update

In November 2013 DataFirst's [data portal](#) was migrated to the latest version of the data dissemination software, version 4.2. The new version incorporates improvements in functionality. As the African test site for the software, DataFirst supplied the ideas for several of the improvements. These include permanent URLs for each study, to ensure long-term data discovery, and a "collections" function to allow the grouping of studies which are part of a series. All surveys held by DataFirst (283) are now on the portal, including the long-awaited 10% sample of the 2011 Census.

A major new development is that the Department of Basic Education has agreed to disseminate certain schools data via DataFirst. The MoU was signed early in 2014 and the teething problems in relation to the data are in the process of being sorted out.

The 2013 usage statistics were distributed with the 2013 Annual Report (circulated separately). The Google Analytics statistics for 2014 are appended. It should be noted that there are no statistics for January and February, since the data portal's URL changed and Google Analytics didn't find the new site. Since March the website has attracted around 4400 distinct visitors.

Another measure of usage is user registrations on the data portal. In the 12 months since August 2013 there have been 911 new registrations, originating from 53 different countries. Altogether 1278 users logged into the portal during that period ("active users"), while the total base of registered users is 3471. The top 22 countries (according to active users in 2013/14) are listed in the following table:

Country	All		Active		New	
	Users	Percent	Users	Percent	Users	Percent
South Africa	2380	68.6%	849	66.4%	561	61.7%
United States	469	13.5%	173	13.5%	132	14.5%
United Kingdom	120	3.5%	45	3.5%	32	3.5%
France	50	1.4%	16	1.3%	13	1.4%
Switzerland	25	0.7%	13	1.0%	8	0.9%
Botswana	13	0.4%	12	0.9%	12	1.3%
Canada	30	0.9%	12	0.9%	12	1.3%
India	27	0.8%	11	0.9%	9	1.0%
Italy	27	0.8%	11	0.9%	10	1.1%
Kenya	16	0.5%	11	0.9%	10	1.1%

Zimbabwe	15	0.4%	11	0.9%	11	1.2%
Germany	39	1.1%	9	0.7%	9	1.0%
Netherlands	25	0.7%	8	0.6%	9	1.0%
China	11	0.3%	5	0.4%	4	0.4%
Japan	16	0.5%	5	0.4%	2	0.2%
Norway	8	0.2%	5	0.4%	3	0.3%
Spain	12	0.3%	5	0.4%	4	0.4%
Sweden	12	0.3%	5	0.4%	4	0.4%
Tunisia	5	0.1%	5	0.4%	3	0.3%
Australia	12	0.3%	4	0.3%	3	0.3%
Cameroon	5	0.1%	4	0.3%	4	0.4%
Rwanda	6	0.2%	4	0.3%	4	0.4%

Overall the statistics still show a predominance of South African users, although this seems to be declining over time. Indeed the access statistics are less heavily weighted towards South Africa, with around 56% of all access emanating from South Africa. The difference arises because many users access only the supporting materials – e.g. survey descriptions and questionnaires. Within South Africa the figures are heavily weighted towards UCT – 269 of the new registrations came from within UCT. The breakdown of the active user base within South Africa by organisation is given in an appendix.

2.1.2. Data Citations

[Linked citations](#) are now available for each dataset, many with download links. Currently we have listed 5207 publications based on the data we disseminate. The citations are being continually updated.

2.1.3. Digitising Historical Survey Documents

DataFirst was able to digitise hard copy documents for the historical Manpower Surveys from 1963-1994 with funding from a PEDL (Public Enterprise Development in Low-Income Countries) grant from DFID. Documents from the South African censuses 1970-1985 been also been digitised with Humanitec funding. These documents are now available online with their surveys.

2.2. Secure Data Service

2.2.1. Infrastructure

In 2013 DataFirst applied for a grant from the University's Equipment Committee to purchase new PCs for the Secure Data Centre set up for our [Secure Data Service](#) and for the research data centre. This was turned down but after queries from us the Research Committee became aware of their obligation to provide support to DataFirst as a University resource. We have received the funds and ordered 12 new high-end PCs.

2.2.2. Secure Data Service Clients

The Secure Data Service opened in February 2013 and has received 17 applications for access, 15 of which were approved. Demand for this service is rapidly outstripping the space we have made available. Client statistics are available as an Appendix.

2.3. Client support

DataFirst continues to provide support via the on-line helpdesk (Freshdesk) and on a walk-in basis in the Data Research Centre. In the past year 288 queries were received by Freshdesk. A broad categorisation of the queries, together with some diagnostics on the speed of response, is given in the following table:

Helpdesk Group ticket summary 23 Jul, 2013 - 22 Jul, 2014

Group	Tickets Resolved	On Time Resolution	First Contact Resolution	Average First Response Time	Average Response Time	Average Resolution Time
Data Analysis and Research	14	28% (4)	28% (4)	4 days 1 hrs	3 days 6 hrs	9 days 20 hrs
Data Quality	2	50% (1)	50% (1)	2 days 3 hrs	2 days 3 hrs	3 days 2 hrs
General Data Support	210	52% (111)	60% (128)	1 days 22 hrs	1 days 10 hrs	6 days 1 hrs
NIDS Support	11	9% (1)	36% (4)	2 days 9 hrs	2 days 2 hrs	9 days 11 hrs
Secure Data Service	35	37% (13)	48% (17)	22 hrs 42 mins	18 hrs 24 mins	5 days 14 hrs
Training in Data Analysis	6	50% (3)	66% (4)	4 days 10 hrs	3 days 16 hrs	5 days 4 hrs
Training in Data Curation	6	0% (0)	16% (1)	1 days 1 hrs	1 days 14 hrs	6 days 15 hrs
Unassigned	4	100% (4)	75% (3)	19 hrs 38 mins	-	6 hrs 1 mins

These statistics do not indicate where the queries originated. An imperfect picture is given by Google Analytics (which includes also visits by people that don't end up submitting questions). Those statistics (given in the appendix) indicate a much broader geographic spread of visitors than is true of those accessing the portal. This makes sense, given that many of the UCT users still use the walk-in facility.

3. Training

DataFirst is involved with two types of training: quantitative skills for the analysis of social survey data and data curation. As noted in previous reports Statistics South Africa provided generous seed funding to SALDRU to create longer term training programmes in statistical skills which would be useful within StatsSA. The actual management of these programmes is currently vested with DataFirst, although they are being implemented jointly.

3.1. Creation of a Postgraduate Diploma

Discussions occurred during the course of 2013 with Statistics South Africa around the creation of a postgraduate diploma in "Survey Data Analysis for Development" as part of the package of StatsSA supported training. As neither SALDRU nor DataFirst are teaching departments the process unfolded under the umbrella of the School of Economics and the Faculty of Commerce. Generating the paperwork (syllabi etc.) for this took up much of the latter half of 2013. During the first few months of this year this went through the appropriate University structures. Currently we are awaiting HEQC accreditation. Hopefully the diploma will be ready to run in 2015.

3.2. Short courses

Many of the components of the postgraduate diploma have been run as short courses. In June-July of this year, we ran the following courses jointly with SALDRU:

- Complex Survey Analysis (Understanding sample survey design and what it implies for the analysis of survey data – taught by Cally Ardington and Martin Wittenberg)
- Measuring Economic Welfare (Measurement issues in relation to incomes and expenditures, poverty and inequality measures and the use of asset indices – taught by Arden Finn, Andrew Kerr, Murray Leibbrandt and Martin Wittenberg)
- Panel Data Analysis (Understanding the structure of cross-sectional panels, generating transition matrices, regressions with panel data – taught by Nicola Branson, Arden Finn and Clare Hofmeyr)

All of these courses were well attended by Statistics South Africa personnel. The “Complex Survey Analysis” course had to be expanded to allow for 27 Statistics South Africa interns. Teaching such a large group, some of whom had had no previous Stata experience, turned out to be challenging, although the feedback (bar from one or two individuals) was very positive. The “Measuring Economic Welfare” course was well supported by the Statistics South Africa division dealing with Poverty and Inequality Statistics, which made for an engaged and interested audience.

We will be offering two additional short courses in November, one dealing with labour statistics (measurement of employment/unemployment, wages and discrimination) and one concerned with understanding consumption.

3.3. StatsSA internships

Another component of our StatsSA targetted training is an internship programme designed to bring Stats South Africa researchers to Cape Town to work on joint projects with SALDRU/DataFirst staff. The idea is to produce a useful product (e.g. a report or a cleaned up dataset) and to transfer some skills in the process. The first of these internships ran earlier this year around the issue of trying to create a panel data set out of the Quarterly Labour Force Surveys. Two Stats SA employees were sent to Cape Town, one of whom turned out to be eager, bright and productive – the second less so.

3.4. Data curation training

3.4.1. OECD Workshops

The primary funder of our data curation training is the OECD through its “[Accelerated Data Program](#)” (ADP). The workshops were for data management staff at National Statistics Offices and included the [Lesotho Bureau of Statistics](#) (November 2013), [National Institute of Statistics of Rwanda](#), and [Statistics Botswana](#) (February 2014). Alison and Lynn also attended regional ADP “Training of Trainers” workshops in Tunis, Tunisia in 2013. The workshops upgraded skills and knowledge of data management trainers from several African countries. DataFirst also gave input to new ADP training resources at these workshops.



Data management training in Botswana 2014

3.4.2. Other data curation training

University of Cape Town

In October 2013 Lynn taught the data curation module in the MLIS Digital Curation Course at the Library and Information Studies Centre at UCT. In September 2013 Lynn also presented a workshop on Data Management for Postgraduate students at UCT's annual Savvy Researcher Workshop Series which is an ongoing contribution.

Western Cape Municipalities

In August and September 2013 Lynn presented at two data analysis and data usage workshops organised by the Western Cape Department of Local Government and aimed at Municipal managers in Western Cape Municipalities.

4. Research

4.1. Post-Apartheid Labour Market Series (PALMS)

PALMS is a "stacked" version of the October household surveys, Labour Force Surveys and now the Quarterly Labour Force Surveys. The second version of the PALMS dataset was launched in 2013 which expanded the data series considerably: it now covers 39 different surveys from 1994 to 2012; has 3,789,342 records and 71 variables in the "core" dataset, covering information from basic demographics to labour market status and job related information. It now also contains a "cleaned up" earnings variable.

The PALMS work led to several spin-off research projects looking at the long-run trends discernible in the data. The ILO commissioned a report on "Employment, real wage, and productivity trends in South Africa since 1994" which was presented at NEDLAC and has subsequently been released as an

ILO working paper. The HSRC commissioned a report on labour demand from Andrew Kerr. A related study was also commissioned from Lynn Woolfrey, who presented an HSRC seminar on 29 May on “Labour market microdata scoping study: Discovering data sources to support policy research in SA” which was available via videoconferencing also in Pretoria and Durban.

4.2. Informal sector work

A number of researchers have puzzled over why South Africa’s informal sector seems relatively small. The “Surveys of Employers and the Self-employed” (SESE) are designed to give better information about the informal sector. Unfortunately the surveys are somewhat contaminated by sampling changes over the period. Andrew Kerr started to work on a project for REDI3x3 on trying to see to what extent these data can be reconciled.

4.3. Sampling changes

Andrew Kerr and Martin Wittenberg have continued to puzzle over the impact of sampling changes that occurred between the “early” October Household Surveys and surveys conducted with the first “Mastersample” (OHS 1999 and the Labour Force Surveys). A short paper on this subject is currently under review.

5. Outreach

5.1. International Networks

5.1.1. ADP-DataFirst-World Bank Workshop

In June 2014 DataFirst hosted a regional workshop with the Accelerated Data Program and the World Bank. The Accelerated Data Program (ADP) is project of the OECD to advance the curation and use of official data in under-resourced countries. As noted earlier, DataFirst has done a number of training exercises on behalf of the ADP. Billed as a stocktaking exercise, the workshop, held at Breakwater Lodge, brought together data producers and user groups from African countries to take stock of work carried out and provide input to future collaboration. World Bank contributors demonstrated their Open Source data dissemination software and solicited ideas for improvements

to these from participants.



ADP-DataFirst-World Bank Workshop 2014

5.1.2. African Social Research Initiative Project

In January 2014 the Inter-University Consortium for Political and Social Research (ICPSR) initiated a project with DataFirst and the University of Cape Coast (UCC), Ghana. Using seed funding from [Michigan's African Social Research Initiative](#) (ASRI), the project will assist UCC in setting up a data service at Cape Coast UCC staff will undertake training in Michigan in July and August and Lynn will give training at UCC in November 2014.

5.1.3. International Household Survey Network (IHSN)

The IHSN is a network aiming to “improve the availability, accessibility, and quality of survey data within developing countries, and to encourage the analysis and use of this data by national and international development decision makers, the research community, and other stakeholders” (<http://www.ihsn.org>). Martin Wittenberg was invited to address a consultative meeting about the future direction of the IHSN, at a side meeting of the United Nations Statistics Council meeting in March 2014.

5.2. National Data Networks

5.2.1. South African National Committee on Data for Science and Technology (CODATA)

In January 2013 Lynn was appointed UCT's representative on the South African National Committee on Data for Science and Technology (CODATA). CODATA is a committee of the International Council for Science (ICSU) and Committee members are expected to promote CODATA's objectives of quality improvements in scientific and technical data at a national level.

5.2.2. Department of Science and Technology

The Department of Science and Technology (DST) has also asked DataFirst to work with them on technical specifications and costing for a South African Human and Social Sciences research data infrastructure, for their national [Research Infrastructure Roadmap \(SARIR\)](#) project 2013-2014. Lynn will be working on this programme with the DST.

5.2.3. National conference presentations

Lynn Woolfrey presented on Research Data Services at the [Isibalo Symposium on Evidence Based Decision Making](#) organised by Statistics South Africa at the University of Stellenbosch in July 2013. Martin Wittenberg and Andrew Kerr both presented at this conference also – on South African earnings and employment respectively. Lynn also talked on Research Access to African Government Data at the [eResearch Africa Conference](#) in Cape Town in October 2013.

6. Organisational Issues

The core staff complement of DataFirst consists of:

Martin Wittenberg, Director (part-time)

Lynn Woolfrey, Manager

Alison Siljeur, Webmaster and Admin Officer

Bev Adams, part-time Admin Officer

Andrew Kerr, Senior Research Officer

Alex Montgomery, Technical Officer

Takwanisa Machededze, Technical Officer

In the period August 2013 to June 2014, Martin Wittenberg was on sabbatical, reducing the effective staff complement further. Nevertheless, as this report indicates, progress was made on many fronts during this period. It is a privilege to lead an organisation that produces so much with so few people and resources.

Martin Wittenberg

4 August 2014

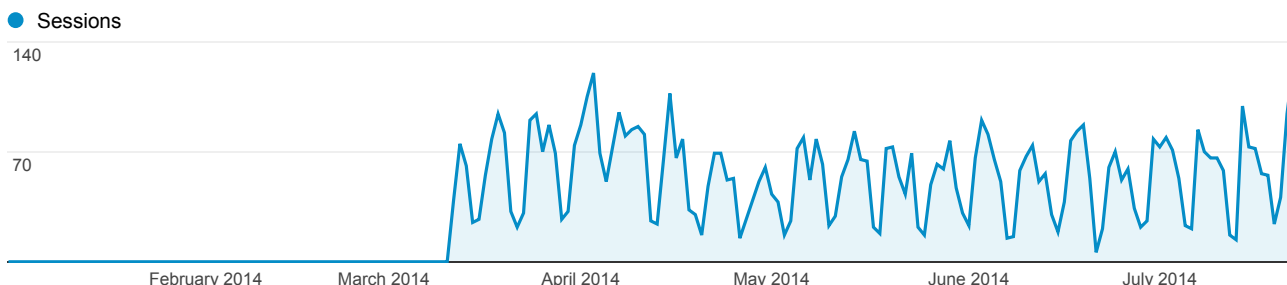
Jan 1, 2014 - Jul 22, 2014

Audience Overview

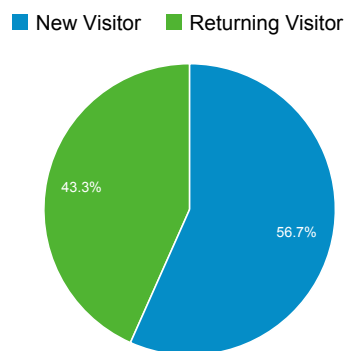
All Sessions
100.00%

+ Add Segment

Overview



<p>Sessions</p> <p>7,452</p>	<p>Users</p> <p>4,394</p>	<p>Pageviews</p> <p>36,951</p>
<p>Pages / Session</p> <p>4.96</p>	<p>Avg. Session Duration</p> <p>00:05:09</p>	<p>Bounce Rate</p> <p>43.41%</p>
<p>% New Sessions</p> <p>56.55%</p>		



Country / Territory	Sessions	% Sessions
1. South Africa	4,158	55.80%
2. United States	1,074	14.41%
3. Netherlands	291	3.90%
4. United Kingdom	276	3.70%
5. France	123	1.65%
6. India	123	1.65%
7. Kenya	92	1.23%
8. Germany	82	1.10%
9. Canada	60	0.81%
10. Switzerland	51	0.68%

Jan 1, 2014 - Jul 22, 2014

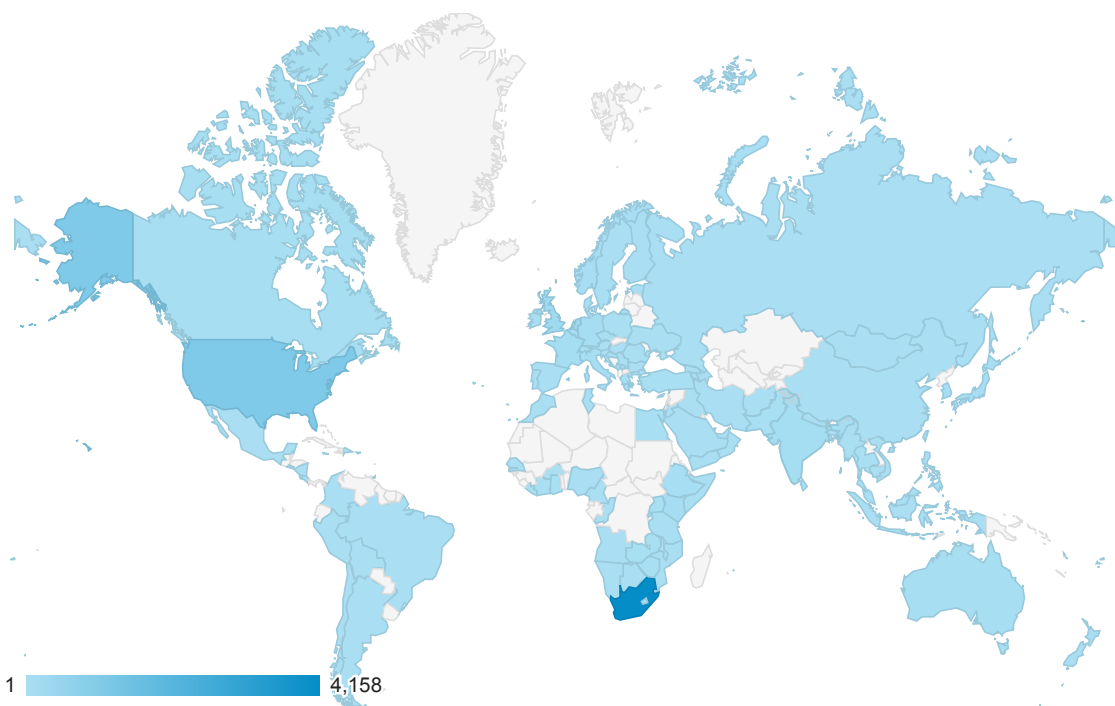
Location

All Sessions
100.00%

+ Add Segment

Map Overlay

Summary



Country / Territory	Acquisition			Behavior			Conversions		
	Sessions	% New Sessions	New Users	Bounce Rate	Pages / Session	Avg. Session Duration	Goal Conversion Rate	Goal Completions	Goal Value
	7,452 <small>% of Total: 100.00% (7,452)</small>	56.66% <small>Site Avg: 56.55% (0.19%)</small>	4,222 <small>% of Total: 100.19% (4,214)</small>	43.41% <small>Site Avg: 43.41% (0.00%)</small>	4.96 <small>Site Avg: 4.96 (0.00%)</small>	00:05:09 <small>Site Avg: 00:05:09 (0.00%)</small>	0.00% <small>Site Avg: 0.00% (0.00%)</small>	0 <small>% of Total: 0.00% (0)</small>	\$0.00 <small>% of Total: 0.00% (\$0.00)</small>
1. South Africa	4,158 (55.80%)	50.48%	2,099 (49.72%)	37.95%	5.17	00:05:38	0.00%	0 (0.00%)	\$0.00 (0.00%)
2. United States	1,074 (14.41%)	54.56%	586 (13.88%)	39.11%	6.45	00:06:07	0.00%	0 (0.00%)	\$0.00 (0.00%)
3. Netherlands	291 (3.90%)	75.26%	219 (5.19%)	62.20%	2.99	00:02:53	0.00%	0 (0.00%)	\$0.00 (0.00%)
4. United Kingdom	276 (3.70%)	61.59%	170 (4.03%)	42.39%	5.67	00:05:35	0.00%	0 (0.00%)	\$0.00 (0.00%)
5. France	123 (1.65%)	43.90%	54 (1.28%)	33.33%	5.54	00:08:10	0.00%	0 (0.00%)	\$0.00 (0.00%)
6. India	123 (1.65%)	54.47%	67 (1.59%)	82.93%	1.63	00:00:49	0.00%	0 (0.00%)	\$0.00 (0.00%)
7. Kenya	92 (1.23%)	90.22%	83 (1.97%)	65.22%	1.96	00:02:25	0.00%	0 (0.00%)	\$0.00 (0.00%)
8. Germany	82 (1.10%)	69.51%	57 (1.35%)	45.12%	4.51	00:05:08	0.00%	0 (0.00%)	\$0.00 (0.00%)
9. Canada	60 (0.81%)	81.67%	49 (1.16%)	41.67%	4.48	00:04:50	0.00%	0 (0.00%)	\$0.00 (0.00%)
10. Switzerland	51 (0.68%)	49.02%	25 (0.59%)	27.45%	9.00	00:09:42	0.00%	0 (0.00%)	\$0.00 (0.00%)

Jan 1, 2014 - Jul 22, 2014

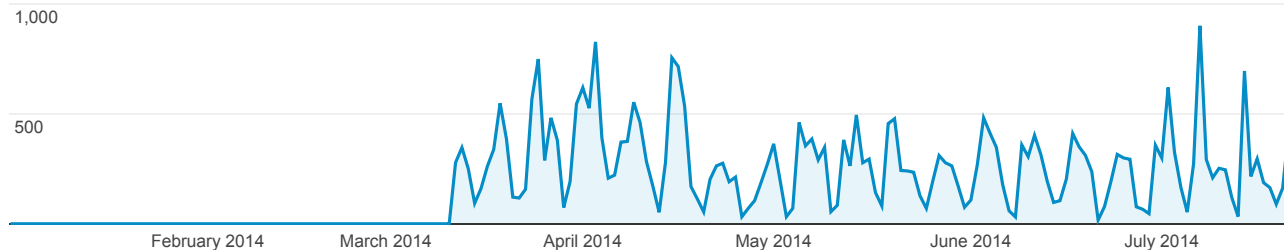
Overview

All Sessions
100.00%

+ Add Segment

Overview

Pageviews



Pageviews

36,951

Unique Pageviews

25,749

Avg. Time on Page

00:01:18

Bounce Rate

43.41%

% Exit

20.17%

Page	Pageviews	% Pageviews
1. /dataportal/index.php/catalog/central/about	3,963	10.73%
2. /dataportal/index.php/catalog/central	3,626	9.81%
3. /dataportal/index.php/catalog	2,215	5.99%
4. /dataportal/index.php/catalog/451	989	2.68%
5. /dataportal/index.php/catalog/453	968	2.62%
6. /dataportal/index.php/catalog/452	607	1.64%
7. /dataportal/index.php/catalog/453/get_microdata	584	1.58%
8. /dataportal/index.php/catalog/451/get_microdata	565	1.53%
9. /dataportal/index.php/auth/forgot_password	474	1.28%
10. /dataportal/index.php/catalog/452/get_microdata	437	1.18%

South Africa - Active Users

Organization	Users
University of Cape Town	439
University of KwaZulu-Natal	30
Stellenbosch University	29
University of the Witwatersrand	29
Statistics South Africa	18
University of Johannesburg	18
University of Pretoria	15
North-West University	14
University of the Western Cape	13
Human Sciences Research Council	12
National Treasury	9
University of South Africa	7
University of the Free State	5
Rhodes University	4
University of Fort Hare	4
Economic Policy Research Institute	3
Genesis Analytics	3
South African Institute of Race Relation	3
Cape Peninsula University of Technology	2
Centre for Competition, Regulation and E	2
Department of Performance Monitoring and	2
DNA Economics	2
GRS Actuarial Consulting	2
Health Systems Trust	2
HSBC	2
KPMG	2
Match	2
Oxford Policy Management	2
Studies in Poverty and Inequality Instit	2
Western Cape Government	2
Africa Strategic Research Corporation	1
African Development Bank	1
African Monitor	1
AfricaScope	1
Allan Gray	1
Awolowo group	1
Bellavista School	1
Black Hat and Nimbus	1
Bloomberg	1
BNP Paribas Cadiz Securities	1
Cambridge	1
Care Gauge	1
Cell-Life	1
Centre for Development and Enterprise	1
Centre for Education policy Development	1
City of Johannesburg	1
Coalesce Holdings (Pty) Ltd	1

Columbia University	1
Competition Commission of South Africa	1
Cornerstone Economic Research	1
Dalberg Global Development Advisors	1
Deloitte	1
Delta partners group	1
Department of Basic Education	1
Department of Economic Development, Envi	1
Department of Health Western Cape	1
Department of Social Development	1
Descas PÃre et fils	1
Development Network Africa Economics	1
Discovery Health	1
Eastern Cape Development Corporation	1
Eighty20 Consulting	1
Feasibility (Pty) Ltd	1
Financial and Fiscal Commission	1
Finmark Trust	1
Gauteng City Region Obsevatory	1
GEOILOCATE	1
GFK	1
Gitta-Martula Wildlife Rehabilitation Ce	1
Global Mining Corporation	1
Goldman Sacs	1
Harvard	1
Health Department	1
Imasa	1
Institute for International Research	1
Institute for Justice and Reconciliation	1
Institute for Security Studies	1
KZN PROVINCIAL TREASURY	1
Lighthouse Actuarial Consulting	1
London School of Economics	1
Medecins Sans Frontieres	1
Momentum	1
Mpumalanga Department of Finance	1
MRC	1
Munich Reinsurance Company of Africa Lim	1
Nelson Mandela Metropolitan University	1
Old Mutual	1
Palmer Development Group (PDG)	1
Parliament	1
PricewaterhouseCoopers	1
Primedia Broadcasting	1
Princeton	1
Royal HaskoningDHV	1
SADC Research Centre	1
SAMWU	1
Sasol	1
SlipstreamBI	1
Southern African social policy research	1

Standard Bank Group	1
The Presidency- Performance Monitoring a	1
Tshwane University of Technology	1
University College London	1
University of Limpopo	1
University of Southampton	1
University of Warwick	1
University of Westminster	1
University of Zululand	1
usb	1
Wahenga	1
Walter Sisulu University	1
Western Cape Agriculture	1
Western Cape Department of the Premier,	1
Western Cape Government Department of He	1
Western Cape Provincial Treasury	1
World Bank	1

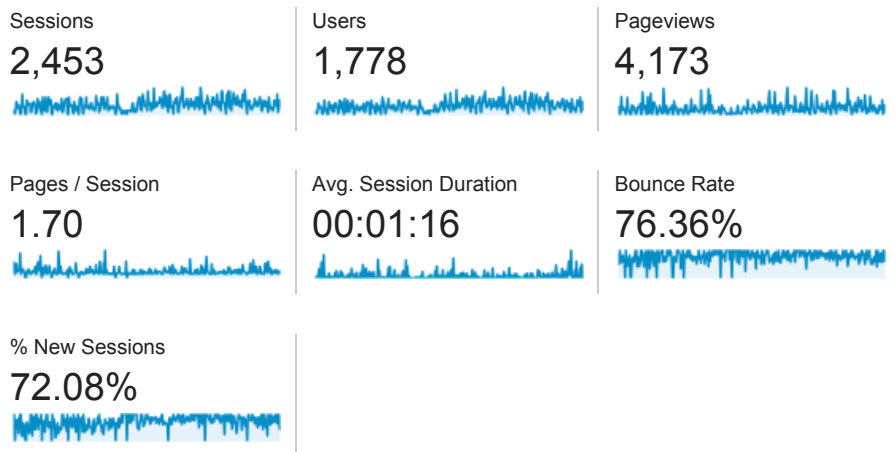
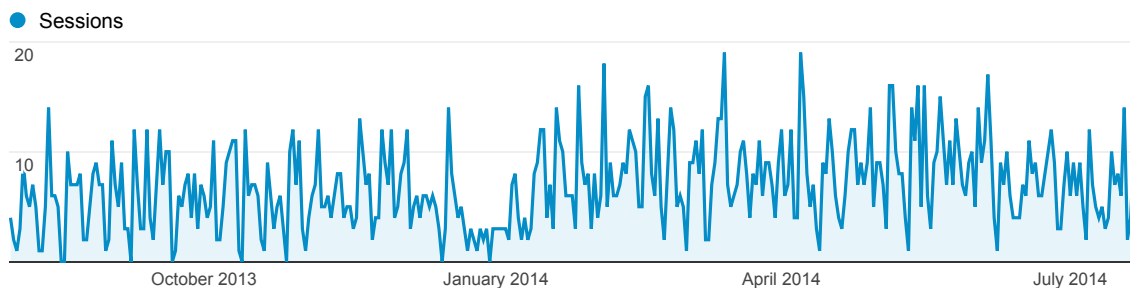
Aug 1, 2013 - Jul 22, 2014

Audience Overview

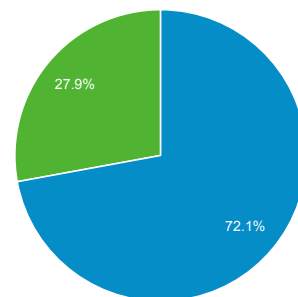
All Sessions
100.00%

+ Add Segment

Overview



■ New Visitor ■ Returning Visitor



Country / Territory	Sessions	% Sessions
1. South Africa	712	29.03%
2. United States	576	23.48%
3. United Kingdom	143	5.83%
4. India	77	3.14%
5. Germany	53	2.16%
6. Italy	38	1.55%
7. Nepal	38	1.55%
8. Brazil	36	1.47%
9. Pakistan	36	1.47%
10. Australia	34	1.39%

DATAFIRST SECURE DATA SERVICE CLIENTS															
	Initiation Date	Project Code	Dataset	Surname	Name	Country	Institution Type	Institution	Faculty	Position	Intended Output	Topic	New Data Products	Status	Reason for refusal
1	2013-02-20	p201301	NIDS	Byker	Tanya	United States	University	University of Michigan	Economics	Student	PhD Thesis	Fertility Timing and Women's Economic Outcomes in South Africa	None	Accepted	
2	2013-03-06	P201302	NIDS	Lau	Lisa	South Africa	University	University of Cape Town	Health Sciences	Student	Master's Thesis	Social Capital and Health in South Africa	None	Declined	Research can be undertaken with the public use datasets
3	2013-07-17	p201302	NIDS	Branson	Nicola	South Africa	University	University of Cape Town	Commerce	Staff	Journal article	Education Administration Data Project	None	Accepted	
4	2013-10-23	p201303	NIDS	Kimani	Esther	South Africa	University	University of Cape Town	Commerce	Student	PhD Thesis	Education and Employment in South Africa	None	Accepted	
5	2014-02-20	p201402	NIDS	Schiel	Reinhard	South Africa	University	University of Cape Town	Commerce	Student	Master's Thesis	Labour Mobility in South Africa	None	Accepted	
6	2014-03-12	p201404	NIDS	Gwatidzo	Tendai	South Africa	University	University of the Witwatersrand	Commerce	Staff	Journal article	The effect of neighbourhoods on labour market activities: Evidence from South Africa	Variable for households receiving public assistance income by town/city (Propgtgrant)	Accepted	
7	2014-03-12	p201404	NIDS	Magejo	Prudence	South Africa	University	University of the Witwatersrand	Commerce	Staff	Journal article	The effect of neighbourhoods on labour market activities: Evidence from South Africa	Variable for households receiving public assistance income by town/city (Propgtgrant)	Accepted	
8	2014-03-23	p201404	NIDS	Benhura	Miracle	South Africa	University	University of the Witwatersrand	Commerce	Staff	Journal article	The effect of neighbourhoods on labour market activities: Evidence from South Africa	Variable for households receiving public assistance income by town/city (Propgtgrant)	Accepted	
9	2014-03-24	p201403	NIDS	Piraino	Patrizio	South Africa	University	University of Cape Town	Commerce	Staff	Journal article	The effect of non-personnel resources on educational outcomes: Evidence from South Africa	Proxy variables for parental expenditures by school	Accepted	
10	2014-04-09	p201407	NIDS	Dowdall	Nicholas	South Africa	University	University of Cape Town	Humanities	Student	Honour's Thesis and Journal article	Neighbourhood-level deprivation and depression: Longitudinal evidence from the South African National Income Dynamics Study	Indices of Multiple Deprivation from the CASASP team with the SDS	Accepted	
11	2014-04-16	p201405	NIDS	Gardiner	Avril	South Africa	University	University of Stellenbosch	Social Sciences	Student	Master's Thesis	The Socio-Economic Well-Being of Communities in Small Mining Towns in the Northern Cape	None	Declined	Only some towns covered by NIDS and these have small sample sizes (less than 175 people)
12	2014-04-24	p201406	NIDS	Tomita	Mitsuaki Andrew	South Africa	University	University of KwaZulu-Natal	Health Sciences	Student	Journal article	Spatial mental health epidemiology in South Africa: The ecological environment as a driver of population mental health	None	Declined	Does not yet have access to all the data that he wants for his research
13	2014-04-27	p201408	NIDS	Oni	Tolullah	South Africa	University	University of Cape Town	Health Sciences	Staff	Journal article; government report	Spatial and temporal trend analysis of the prevalence and incidence of HIV/TB/NCD comorbidity and its association with socioeconomic disadvantage in South Africa	HIV/NCD co-morbidity: at the level of the individual; Weighted Socio-economic disadvantage score for individuals; Mapping of the age-adjusted prevalence of HPT and/or T2DM; and HIV/NCD co-morbidity	Accepted	
14	2014-06-19	p201409	NIDS	Ghassim	Farsan	United States	University	Yale University	Commerce	Student	Journal article	Assessment of the economic effects of the 2010 World Cup based on detailed location data	Distance of individuals / households to 2010 World Cup infrastructure projects (e.g., stadia and Gautrain)	Accepted	
15	2014-06-24	p201410	NIDS	Roca	Eva	United States	University	New York University	Health	Student	PhD Thesis and Journal article	Bright Lights, Big Cities, Big Problems? Depression and Problem Alcohol Use Among Youth Moving to Cities in South Africa: A Prospective, Multi-level and Spatial Analysis	None	Accepted	
16	2014-07-15	p201412	NIDS	Hawthorne	Ryan	South Africa	University	University of Cape Town	Commerce	Student	PhD Thesis	Why are households switching from fixed to mobile communication services?	Distance of household from Telkom exchange	Accepted	
17	2014-07-16	p201411	NIDS	Kola	Sameeha	South Africa	University	University of Cape Town	Commerce	Student	PhD Thesis	Role of parental involvement in determining child education	None	Accepted	